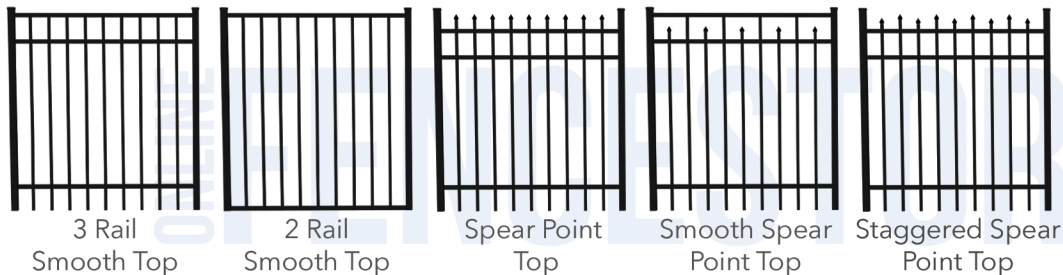


**Choose Style**

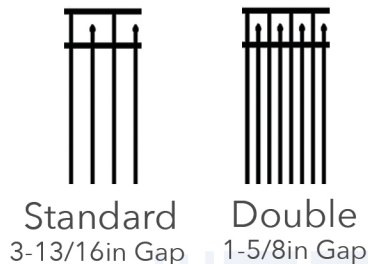


**Choose Height**

48in (4ft)  
54in (4.5ft)  
60in (5ft)  
72in (6ft)



**Choose Picket Spacing**



**Choose The Width Range**

If you need a 41-1/2in wide gate, you would choose 32in to 47in range



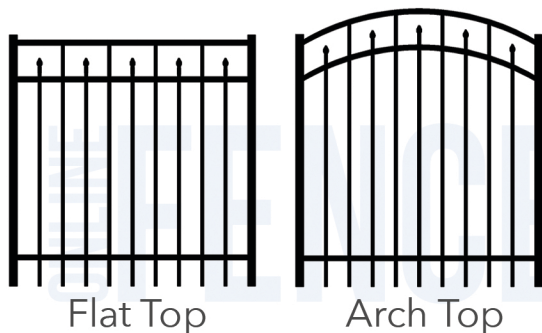
**Enter Your EXACT Gate Width**

*This is the actual width of the finished gate.*

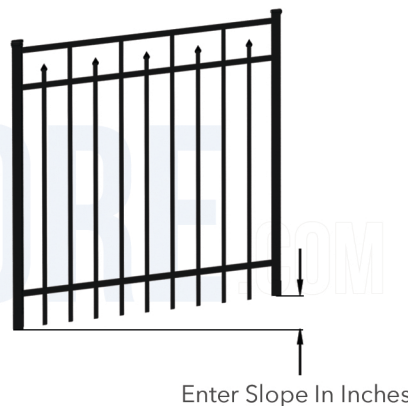
If you are measuring between existing columns or posts, do not forget to subtract for your gate hardware.

example  
41-1/2in

**Choose Top Design**



**Slope Of Gate (If Applicable)**



**Available Colors**



**Gate Specifications**

**Material:** 6063-T5 Aluminum

**Coating:** AAMA 2604 Approved Polyester Powder Coat

**Pickets:** 5/8in Sq. x 0.050in Wall    **Rails:** 1in Sq. x 0.055in Wall

**Uprights:** 1-1/2in Sq. x 0.100in Wall

**All welded construction.**