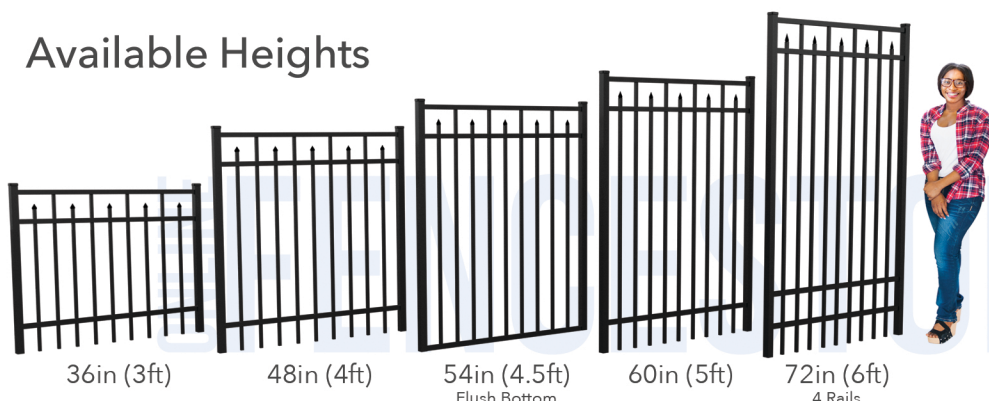
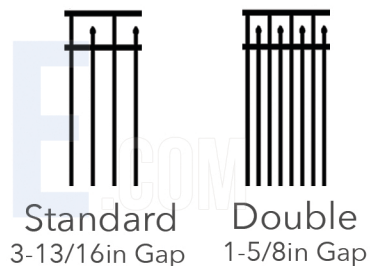


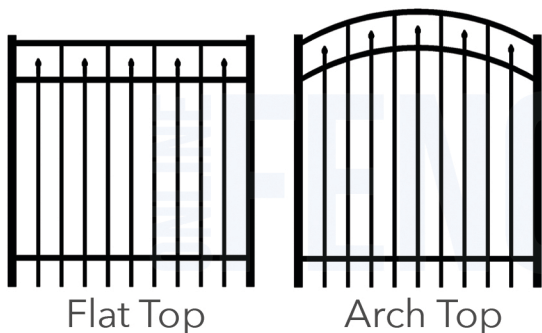
Available Heights



Available Picket Spacing



Available Top Designs



Choose The Width Range

If you need a 41-1/2in wide gate, you would choose 32in to 47in range



Enter Your EXACT Gate Width in Inches
This is the actual width of the finished gate.

If you are measuring between existing columns or posts, do not forget to subtract for your gate hardware.

Deduct 1-1/2in for hardware.

example
41-1/2in

Available Hardware Options




Standard Hardware
(2) SHG-90L Self-Closing Hinges & (1) Gravity Latch



Pool Code Hardware
(2) Self-Closing Tru-Close Hinges & (1) MagnaLatch

Available Colors



ICC Swimming Pool Code Approved Heights

Standard Picket Spacing
54in Flush Bottom, 60in, 72in
Double Picket Spacing
48in, 54in, 60in, 72in
Pool Code Gate Hardware Required.
Check local codes before purchasing.



Gate Specifications

Material: 6063-T5 Aluminum
Coating: AAMA 2604 Approved Polyester Powder Coat
Pickets: 5/8in Sq. x 0.050in Wall **Rails:** 1in Sq. x 0.055in Wall
Uprights: 1-1/2in Sq. x 0.100in Wall
All welded construction.